

**NFPA<sup>®</sup>**

**423**

<http://www.china-gauges.com/>

---

Standard for  
Construction and Protection of  
Aircraft Engine Test Facilities

---

**2022**



## IMPORTANT NOTICES AND DISCLAIMERS CONCERNING NFPA® STANDARDS

NFPA® codes, standards, recommended practices, and guides (“NFPA Standards”), of which the document contained herein is one, are developed through a consensus standards development process approved by the American National Standards Institute. This process brings together volunteers representing varied viewpoints and interests to achieve consensus on fire and other safety issues. While the NFPA administers the process and establishes rules to promote fairness in the development of consensus, it does not independently test, evaluate, or verify the accuracy of any information or the soundness of any judgments contained in NFPA Standards.

The NFPA disclaims liability for any personal injury, property, or other damages of any nature whatsoever, whether special, indirect, consequential or compensatory, directly or indirectly resulting from the publication, use of, or reliance on NFPA Standards. The NFPA also makes no guaranty or warranty as to the accuracy or completeness of any information published herein.

In issuing and making NFPA Standards available, the NFPA is not undertaking to render professional or other services for or on behalf of any person or entity. Nor is the NFPA undertaking to perform any duty owed by any person or entity to someone else. Anyone using this document should rely on his or her own independent judgment or, as appropriate, seek the advice of a competent professional in determining the exercise of reasonable care in any given circumstances.

The NFPA has no power, nor does it undertake, to police or enforce compliance with the contents of NFPA Standards. Nor does the NFPA list, certify, test, or inspect products, designs, or installations for compliance with this document. Any certification or other statement of compliance with the requirements of this document shall not be attributable to the NFPA and is solely the responsibility of the certifier or maker of the statement.

### REVISION SYMBOLS IDENTIFYING CHANGES FROM THE PREVIOUS EDITION

Text revisions are shaded. A  $\Delta$  before a section number indicates that words within that section were deleted and a  $\Delta$  to the left of a table or figure number indicates a revision to an existing table or figure. When a chapter was heavily revised, the entire chapter is marked throughout with the  $\Delta$  symbol. Where one or more sections were deleted, a  $\bullet$  is placed between the remaining sections. Chapters, annexes, sections, figures, and tables that are new are indicated with an *N*.

Note that these indicators are a guide. Rearrangement of sections may not be captured in the markup, but users can view complete revision details in the First and Second Draft Reports located in the archived revision information section of each code at [www.nfpa.org/docinfo](http://www.nfpa.org/docinfo). Any subsequent changes from the NFPA Technical Meeting, Tentative Interim Amendments, and Errata are also located there.

### REMINDER: UPDATING OF NFPA STANDARDS

Users of NFPA codes, standards, recommended practices, and guides (“NFPA Standards”) should be aware that these documents may be superseded at any time by the issuance of a new edition, may be amended with the issuance of Tentative Interim Amendments (TIAs), or be corrected by Errata. It is intended that through regular revisions and amendments, participants in the NFPA standards development process consider the then-current and available information on incidents, materials, technologies, innovations, and methods as these develop over time and that NFPA Standards reflect this consideration. Therefore, any previous edition of this document no longer represents the current NFPA Standard on the subject matter addressed. NFPA encourages the use of the most current edition of any NFPA Standard [as it may be amended by TIA(s) or Errata] to take advantage of current experience and understanding. An official NFPA Standard at any point in time consists of the current edition of the document, including any issued TIAs and Errata then in effect.

To determine whether an NFPA Standard has been amended through the issuance of TIAs or corrected by Errata, visit the “Codes & Standards” section at [www.nfpa.org](http://www.nfpa.org).

## ADDITIONAL IMPORTANT NOTICES AND DISCLAIMERS CONCERNING NFPA® STANDARDS

### Updating of NFPA Standards

Users of NFPA codes, standards, recommended practices, and guides ("NFPA Standards") should be aware that these documents may be superseded at any time by the issuance of a new edition, may be amended with the issuance of Tentative Interim Amendments (TIAs), or be corrected by Errata. It is intended that through regular revisions and amendments, participants in the NFPA standards development process consider the then-current and available information on incidents, materials, technologies, innovations, and methods as these develop over time and that NFPA Standards reflect this consideration. Therefore, any previous edition of this document no longer represents the current NFPA Standard on the subject matter addressed. NFPA encourages the use of the most current edition of any NFPA Standard, and it may be amended by TIA(s) or Errata] to take advantage of current experience and understanding. An official NFPA Standard at any point in time consists of the current edition of the document, including any issued TIAs and Errata that are in effect.

To determine whether an NFPA Standard has been amended through the issuance of TIAs or corrected by Errata, visit the "Codes & Standards" section at [www.nfpa.org](http://www.nfpa.org).

### Interpretations of NFPA Standards

A statement, written or oral, that is not processed in accordance with Section 6 of the Regulations Governing the Development of NFPA Standards shall not be considered the official position of NFPA or any of its Committees and shall not be considered to be, nor be relied upon as, a Formal Interpretation.

### Patents

The NFPA does not take any position with respect to the validity of any patent rights referenced in, related to, or asserted in connection with an NFPA Standard. The users of NFPA Standards bear the sole responsibility for determining the validity of any such patent rights, as well as the risk of infringement of such rights, and the NFPA disclaims liability for the infringement of any patent resulting from the use of or reliance on NFPA Standards.

NFPA adheres to the policy of the American National Standards Institute (ANSI) regarding the inclusion of patents in American National Standards ("the ANSI Patent Policy"), and hereby gives the following notice pursuant to that policy:

NOTICE: The user's attention is called to the possibility that compliance with an NFPA Standard may require use of an invention covered by patent rights. NFPA takes no position as to the validity of any such patent rights or as to whether such patent rights constitute or include essential patent claims under the ANSI Patent Policy. If, in connection with the ANSI Patent Policy, a patent holder has filed a statement of willingness to grant licenses under these rights on reasonable and nondiscriminatory terms and conditions to applicants desiring to obtain such a license, copies of such filed statements can be obtained, on request, from NFPA. For further information, contact the NFPA at the address listed below.

### Law and Regulations

Users of NFPA Standards should consult applicable federal, state, and local laws and regulations. NFPA does not, by the publication of its codes, standards, recommended practices, and guides, intend to urge action that is not in compliance with applicable laws, and these documents may not be construed as doing so.

### Copyrights

NFPA Standards are copyrighted. They are made available for a wide variety of both public and private uses. These include both use, by reference, in laws and regulations, and use in private self-regulation, standardization, and the promotion of safe practices and methods. By making these documents available for use and adoption by public authorities and private users, the NFPA does not waive any rights in copyright to these documents.

Use of NFPA Standards for regulatory purposes should be accomplished through adoption by reference. The term "adoption by reference" means the citing of title, edition, and publishing information only. Any deletions, additions, and changes desired by the adopting authority should be noted separately in the adopting instrument. In order to assist NFPA in following the uses made of its documents, adopting authorities are requested to notify the NFPA (Attention: Secretary, Standards Council) in writing of such use. For technical assistance and questions concerning adoption of NFPA Standards, contact NFPA at the address below.

### For Further Information

All questions or other communications relating to NFPA Standards and all requests for information on NFPA procedures governing its codes and standards development process, including information on the procedures for requesting Formal Interpretations, for proposing Tentative Interim Amendments, and for proposing revisions to NFPA standards during regular revision cycles, should be sent to NFPA headquarters, addressed to the attention of the Secretary, Standards Council, NFPA, 1 Batterymarch Park, P.O. Box 9101, Quincy, MA 02269-9101; email: [stds\\_admin@nfpa.org](mailto:stds_admin@nfpa.org).

For more information about NFPA, visit the NFPA website at [www.nfpa.org](http://www.nfpa.org). All NFPA codes and standards can be viewed at no cost at [www.nfpa.org/docinfo](http://www.nfpa.org/docinfo).

Copyright © 2021 National Fire Protection Association®. All Rights Reserved.

NFPA® 423

Standard for

**Construction and Protection of Aircraft Engine Test Facilities**

2022 Edition

This edition of NFPA 423, *Standard for Construction and Protection of Aircraft Engine Test Facilities*, was prepared by the Technical Committee on Aircraft Facilities. It was issued by the Standards Council on October 2, 2021, with an effective date of October 22, 2021, and supersedes all previous editions.

This edition of NFPA 423 was approved as an American National Standard on October 22, 2021.

**Origin and Development of NFPA 423**

The Sectional Committee started work on this standard in 1972. It was first submitted to the Association at the 1975 Fall Meeting but was returned to committee for coordination with the NFPA Committee on Fire Tests. The 1977 edition contained the results of that coordination effort. The standard was reconfirmed in 1983. The 1989 edition was a complete revision of the 1983 edition, and the 1994 and 1999 editions were partial revisions of the standard.

The 2004 edition of this standard was revised to comply with the *Manual of Style for NFPA Technical Committee Documents* for this edition.

The 2010 edition of this standard was a partial revision.

The 2016 edition was updated to address the usage of modern gaseous extinguishing agents as alternatives to Halons.

The 2022 edition provided both editorial and reference updates.

### Technical Committee on Airport Facilities

**Mathew J. Daelhousen, Chair**  
FM Global, MA [I]  
Rep. FM Global

**Michael E. Aaron**, Wiss, Janney, Elstner Associates, Inc., IL [SE]  
**James Brent Abbott**, US Department of Defense, AR [E]  
**Bryan Eugene Batt**, Lockheed Martin Space Corporation, TX [M]  
**Gene E. Benzenberg**, Alison Control Inc., NJ [M]  
**James J. Blake**, Vancouver Airport Authority, Canada [E]  
**David Brandenburg**, Continental Airlines, TX [U]  
**David E. Burns**, Siemens, NJ [M]  
Rep. National Electrical Manufacturers Association  
**Craig W. Cook**, Johnson Controls, WI [M]  
**Patrick Corcoran**, Wolverine Fire Protection Company, MI [M]  
**James Devonshire**, Buckeye Fire Equipment Company, TX [M]  
**Richard M. DiMisa**, Code Consultants, Inc., MO [SE]  
**Megan Eisenstein**, National Air Transportation Association (NATA), DC [U]  
Rep. National Air Transportation Association (NATA)  
**Denny Ellison**, Southwest Airlines Company, TX [U]  
**Scott Enides**, S.R.I. Fire Sprinkler LLC, NY [M]  
Rep. National Fire Sprinkler Association  
**John A. Frank**, Global Asset Protection Services, LLC, GA [I]  
Rep. Global Asset Protection Services, LLC  
**Thomas D. Gambino**, Prime Engineering, Inc., GA [SE]  
**Robert Garrett**, VSC Fire and Security Inc., VA [IM]  
Rep. American Fire Sprinkler Association

**Eli Horden**, The Boeing Company, WA [U]  
**Aaron Johnson**, Rural/Metro Corporation, IL [E]  
**Elwin G. Joyce, II**, Eastern Kentucky University, KY [E]  
Rep. International Fire Marshals Association  
**Jeffrey S. Kidd**, The Miller Companies, MA [M]  
Rep. Fire Suppression Systems Association  
**Tristan Mackintosh**, Safespill Systems, TX [M]  
**Jeffrey Nelson**, Port of Seattle Fire Department, WA [E]  
**Timo Niiranen**, UTC/Marioff Corporation Oy/Carrier, Finland [M]  
**Liane Frank Ozmun**, Frankfurt Short Bruza, OK [SE]  
**Maurice M. Pilette**, Mechanical Designs Ltd., MA [SE]  
**Jack Poole**, Poole Fire Protection, Inc., KS [SE]  
**Lee T. Rindfuss**, Marsh Risk Consulting, MA [I]  
**Paul E. Rivers**, Sidsson LLC, MN [SE]  
**Robert Saunders**, Wasatch Design Consultants, UT [SE]  
(VL to Document: 415)  
**Anthony J. Schoenecker**, Burns & McDonnell, MN [SE]  
**Joseph A. Simone**, US Department of the Navy, DC [E]  
**Fred K. Walker**, US Department of the Air Force, FL [E]  
**Martin H. Workman**, The Viking Corporation, MI [M]  
**Kevin M. Wypychoski**, Precision Mechanical Services, Inc., CT [IM]

#### Alternates

**Gerard G. Back**, JENSEN HUGHES, MD [SE]  
(Alt. to Maurice M. Pilette)  
**John Grant Campbell**, Fire & Life Safety America, VA [IM]  
(Alt. to Robert Garrett)  
**Andrew S. Carmean**, US Department of the Air Force, FL [E]  
(Alt. to Fred K. Walker)  
**Robert Coonts**, Viking Corporation, CO [M]  
(Alt. to Martin H. Workman)  
**Daniel P. Finnegan**, Siemens Smart Infrastructure, IL [M]  
(Alt. to David E. Burns)  
**Michael E. France**, National Air Transportation Association, VA [U]  
(Alt. to Megan Eisenstein)  
**Kyle Giubbini**, Safespill Systems, TX [M]  
(Alt. to Tristan Mackintosh)  
**Donald G. Goosman**, Wiss, Janney, Elstner Associates, Inc., IL [SE]  
(Alt. to Michael E. Aaron)  
**Edward A. Jonak**, Southwest Airlines Company, TX [U]  
(Alt. to Denny Ellison)

**Jim Kinslohr**, Code Consultants, MO [SE]  
(Alt. to Richard M. DiMisa)  
**Ronald J. Megasko**, Marsh Risk Consulting, PA [I]  
(Alt. to Lee T. Rindfuss)  
**John H. Pecot**, Johnson Controls, TX [M]  
(Alt. to Craig W. Cook)  
**Andrew W. Poole**, Poole Fire Protection, Inc., KS [SE]  
(Alt. to Jack Poole)  
**Steve Rice**, ABCO Fire, LLC, OH [M]  
(Alt. to Jeffrey S. Kidd)  
**William E. Seawright**, Lockheed Martin Corporation, SC [M]  
(Alt. to Bryan Eugene Batt)  
**Phillip C. Smith**, The Boeing Company, SC [U]  
(Alt. to Eli Horden)  
**Robert Vincent**, Shambaugh & Son, L.P., IN [M]  
(Alt. to Scott Enides)

#### Nonvoting

**Nathaniel J. Addleman**, Addleman Engineering PLLC, TX [O]  
(Member Emeritus)  
**Kevin Carr**, NFPA Staff Liaison

**L. M. Krasner**, Medfield, MA [O]  
(Member Emeritus)

*This list represents the membership at the time the Committee was balloted on the final text of this edition. Since that time, changes in the membership may have occurred. A key to classifications is found at the back of the document.*

NOTE: Membership on a committee shall not in and of itself constitute an endorsement of the Association or any document developed by the committee on which the member serves.

**Committee Scope:** This Committee shall have primary responsibility for documents on fire safety for the construction and protection at airport facilities involving construction engineering but excluding airport fixed fueling systems.

<http://www.china-gauges.com/>

## Contents

<b>Chapter 1 Administration</b> .....	423- 5	5.9 Instrumentation. ....	423- 8
1.1 Scope. ....	423- 5	<b>Chapter 6 Fire Protection Requirements</b> .....	423- 8
1.2 Purpose. ....	423- 5	6.1 Engine Test Facility. ....	423- 8
<b>Chapter 2 Referenced Publications</b> .....	423- 5	6.2 Engine Test Cell. ....	423- 9
2.1 General. ....	423- 5	6.3 Control Rooms. ....	423- 9
2.2 NFPA Publications. ....	423- 5	6.4 Support Rooms. ....	423- 9
2.3 Other Publications. ....	423- 5	<b>Chapter 7 Fixed Fire Protection Systems</b> .....	423- 9
2.4 References for Extracts in Mandatory Sections. ....	423- 5	7.1 General Design Requirements. ....	423- 9
<b>Chapter 3 Definitions</b> .....	423- 6	7.2 Carbon Dioxide Systems. ....	423- 9
3.1 General. ....	423- 6	7.3 Gaseous Agent Systems. ....	423- 10
3.2 NFPA Official Definitions. ....	423- 6	7.4 Dry Chemical Systems. ....	423- 10
3.3 General Definitions. ....	423- 6	7.5 Foam, High-Expansion Foam, Foam-Water Sprinkler, and Foam-Water Spray Systems. ....	423- 10
<b>Chapter 4 Construction and Internal Subdivisions</b> .....	423- 6	7.6 Water Spray Systems, Water Deluge Systems, and Automatic Sprinkler Systems. ....	423- 10
4.1 Construction of Aircraft Engine Test Facilities. ....	423- 6	<b>Chapter 8 Employee Organization for Fire Safety</b> .....	423- 10
4.2 Internal Subdivisions of Aircraft Engine Test Facilities. ....	423- 6	8.1 General. ....	423- 10
<b>Chapter 5 Service and Utilities</b> .....	423- 7	<b>Annex A Explanatory Material</b> .....	423- 11
5.1 General Safeguards. ....	423- 7	<b>Annex B Supplementary Fire Protection Systems</b> ...	423- 12
5.2 Drainage Systems. ....	423- 7	<b>Annex C Agent Selection</b> .....	423- 13
5.3 Electrical Requirements. ....	423- 7	<b>Annex D Informational References</b> .....	423- 14
5.4 Heating and Cooling. ....	423- 7	<b>Index</b> .....	423- 15
5.5 Ventilation. ....	423- 8		
5.6 Fuel Systems and Lubricating Oil Systems. ....	423- 8		
5.7 Compressed Air. ....	423- 8		
5.8 Hydraulic Fluids. ....	423- 8		

## NFPA 423

Standard for

## Construction and Protection of Aircraft Engine Test Facilities

2022 Edition

**IMPORTANT NOTE:** This NFPA document is made available for use subject to important notices and legal disclaimers. These notices and disclaimers appear in all publications containing this document and may be found under the heading "Important Notices and Disclaimers Concerning NFPA Standards." They can also be viewed at [www.nfpa.org/disclaimers](http://www.nfpa.org/disclaimers) or obtained on request from NFPA.

**UPDATES, ALERTS, AND FUTURE EDITIONS:** New editions of NFPA codes, standards, recommended practices, and guides (i.e., NFPA Standards) are released on scheduled revision cycles. This edition may be superseded by a later one, or it may be amended outside of its scheduled revision cycle through the issuance of Tentative Interim Amendments (TIAs). An official NFPA Standard at any point in time consists of the current edition of the document, together with all TIAs and Errata in effect. To verify that this document is the current edition or to determine if it has been amended by TIAs or Errata, please consult the National Fire Codes® Subscription Service or the "List of NFPA Codes & Standards" at [www.nfpa.org/docinfo](http://www.nfpa.org/docinfo). In addition to TIAs and Errata, the document information pages also include the option to sign up for alerts for individual documents and to be involved in the development of the next edition.

**NOTICE:** An asterisk (\*) following the number or letter designating a paragraph indicates that explanatory material on the paragraph can be found in Annex A.

A reference in brackets [ ] following a section or paragraph indicates material that has been extracted from another NFPA document. Extracted text may be edited for consistency and style and may include the revision of internal paragraph references and other references as appropriate. Requests for interpretations or revisions of extracted text shall be sent to the technical committee responsible for the source document.

Information on referenced and extracted publications can be found in Chapter 2 and Annex D.

### Chapter 1 Administration

#### 1.1 Scope.

1.1.1 This standard establishes the minimum fire safety practices regarding location, construction, services, utilities, fire protection, operation, and maintenance of aircraft engine test facilities.

1.1.2 These facilities include test cells and test stands.

1.1.3 This standard does not apply to engines and engine accessories or to engine test facilities where fuels other than hydrocarbon fuels are used.

1.2 **Purpose.** The purpose of this standard is to provide aircraft engine test facilities with a reasonable degree of life safety and protection from fire, based on sound engineering principles, test data, and field experience.

### Chapter 2 Referenced Publications

2.1 **General.** The documents or portions thereof listed in this chapter are referenced within this standard and shall be considered part of the requirements of this document.

△ 2.2 **NFPA Publications.** National Fire Protection Association, 1 Batterymarch Park, Quincy, MA 02269-7471.

NFPA 10, *Standard for Portable Fire Extinguishers*, 2022 edition.

NFPA 11, *Standard on Low-, Medium-, and High-Expansion*

*Foam*, 2021 edition.

NFPA 12, *Standard on Carbon Dioxide Extinguishing Systems*,

2022 edition.

NFPA 12A, *Standard on Halon 1301 Fire Extinguishing Systems*,

2022 edition.

NFPA 13, *Standard for the Installation of Sprinkler Systems*, 2022 edition.

NFPA 14, *Standard for the Installation of Standpipe and Hose Systems*, 2019 edition.

NFPA 15, *Standard for Water Spray Fixed Systems for Fire Protection*, 2022 edition.

NFPA 17, *Standard for Dry Chemical Extinguishing Systems*, 2021 edition.

NFPA 30, *Flammable and Combustible Liquids Code*, 2021 edition.

NFPA 31, *Standard for the Installation of Oil-Burning Equipment*, 2020 edition.

NFPA 54, ANSI Z223.1, *National Fuel Gas Code*, 2021 edition.

NFPA 58, *Liquefied Petroleum Gas Code*, 2020 edition.

NFPA 70®, *National Electrical Code®*, 2020 edition.

NFPA 72®, *National Fire Alarm and Signaling Code®*, 2022 edition.

NFPA 75, *Standard for the Fire Protection of Information Technology Equipment*, 2020 edition.

NFPA 86, *Standard for Ovens and Furnaces*, 2019 edition.

NFPA 101®, *Life Safety Code®*, 2021 edition.

NFPA 220, *Standard on Types of Building Construction*, 2021 edition.

NFPA 2001, *Standard on Clean Agent Fire Extinguishing Systems*, 2022 edition.

#### 2.3 Other Publications.

△ 2.3.1 **ASME Publications.** American Society of Mechanical Engineers, Two Park Avenue, New York, NY 10016-5990.

ASME B31.1, *Power Piping*, ASME Code for Pressure Piping, 2020.

#### 2.3.2 Other Publications.

*Merriam-Webster's Collegiate Dictionary*, 11th edition, Merriam-Webster, Inc., Springfield, MA, 2003.

#### 2.4 References for Extracts in Mandatory Sections.

NFPA 409, *Standard on Aircraft Hangars*, 2022 edition.



### Chapter 3 Definitions

**3.1 General.** The definitions contained in this chapter shall apply to the terms used in this standard. Where terms are not defined in this chapter or within another chapter, they shall be defined using their ordinarily accepted meanings within the context in which they are used. *Merriam-Webster's Collegiate Dictionary*, 11th edition, shall be the source for the ordinarily accepted meaning.

#### 3.2 NFPA Official Definitions.

**3.2.1\* Approved.** Acceptable to the authority having jurisdiction.

**3.2.2\* Authority Having Jurisdiction (AHJ).** An organization, office, or individual responsible for enforcing the requirements of a code or standard, or for approving equipment, materials, an installation, or a procedure.

**3.2.3\* Listed.** Equipment, materials, or services included in a list published by an organization that is acceptable to the authority having jurisdiction and concerned with evaluation of products or services, that maintains periodic inspection of production of listed equipment or materials or periodic evaluation of services, and whose listing states that either the equipment, material, or service meets appropriate designated standards or has been tested and found suitable for a specified purpose.

**3.2.4 Shall.** Indicates a mandatory requirement.

**3.2.5 Should.** Indicates a recommendation or that which is advised but not required.

**3.2.6 Standard.** An NFPA standard, the main text of which contains only mandatory provisions using the word "shall" to indicate requirements and that is in a form generally suitable for mandatory reference by another standard or code or for adoption into law. Nonmandatory provisions are not to be considered a part of the requirements of a standard and shall be located in an appendix, annex, footnote, informational note, or other means as permitted in the NFPA manuals of style. When used in a generic sense, such as in the phrases "standards development process" or "standards development activities," the term "standards" includes all NFPA standards, including codes, standards, recommended practices, and guides.

#### 3.3 General Definitions.

**3.3.1 Control Room.** See 3.3.7.1.

**3.3.2 Detection System.** A system consisting of detectors; controls; control panels; automatic and manual actuating mechanisms; all wiring, piping, and tubing; and all associated equipment that is used to actuate an extinguishing system. [409, 2022]

**3.3.3 Engine Rundown Time.** The time required for an engine under test to reduce its rotational speed to 10 percent of its speed at full power (100 percent).

**3.3.4 Engine Test Cell.** The space in which a test engine is installed on a thrust stand during a test and is totally enclosed by permanent building components, except where the enclosure is breached by air ducts, services, access ports, or doors.

**3.3.5 Engine Test Facility.** An integrated system that includes a building(s), a structure(s), space, and services used to test aircraft engines within a test cell or on a test stand.

**3.3.6 Engine Test Stand.** A space for testing an aircraft engine, such as a test cell, except that the engine test space is not totally enclosed within a permanent building.

#### 3.3.7 Room.

**3.3.7.1 Control Room.** A room with instrumentation and devices to control, measure, record, or observe test cell and engine operation and performance.

**3.3.7.2 Support Room.** An enclosure or area, excluding the test cell or control room, that is an integral part of engine testing, including fuel-handling rooms, hydraulic rooms, preparation areas, and mechanical/electrical rooms.

### Chapter 4 Construction and Internal Subdivisions

#### 4.1 Construction of Aircraft Engine Test Facilities.

**4.1.1** Test cell walls, ceilings, and floor assemblies shall be at least Type II (222) construction as defined in NFPA 220.

**4.1.2** Materials of construction, such as thermal or acoustic insulation used within the test cell, shall be noncombustible as defined in NFPA 220.

##### 4.1.3 Belowgrade Limitations.

**4.1.3.1** Engine test facilities shall be constructed without basements or belowgrade areas other than those recesses in the floor necessary to accommodate sump pumps, drainage facilities, or lifting platforms.

**4.1.3.2** In existing facilities, all basement areas, tunnels, or other belowgrade spaces shall be addressed as follows:

- (1) The areas shall be eliminated.
- (2) The fuel-handling system shall be segregated, drainage shall be provided, and the basement area shall be cut off so as to eliminate the possibility of flammable vapors collecting in the basement area or a spill of flammable or combustible liquids discharging into a basement area.

**4.1.4\*** An explosion hazard analysis of the engine test cell shall be performed to determine whether an explosion hazard capable of compromising the integrity of the structure exists.

**4.1.5** If the hazard analysis required in 4.1.4 indicates that an explosion hazard exists, one of the following shall be incorporated:

- (1) Explosion venting
- (2) Explosion suppression system
- (3) Explosion-limiting construction

**4.2\* Internal Subdivisions of Aircraft Engine Test Facilities.** Engine test cells, fuel handling areas, and hydraulic rooms shall be separated from adjacent areas by construction having a minimum fire rating of 2 hours.

## Chapter 5 Service and Utilities

### 5.1 General Safeguards.

5.1.1\* Where objects, such as supports, nuts, and bolts, are located such that they might be ingested into an aircraft turbine engine, one of the following criteria shall be met:

- (1) The objects shall be secured by safety wires, tack welding, adhesive, or approved aircraft-type locking devices.
- (2) An inlet screen of a design that protects an engine from foreign object damage shall be used.

5.1.2 All materials likely to become exposed to fuels, oils, or hydraulic fluids shall be resistant to deterioration from the fuels being used.

### 5.2 Drainage Systems.

5.2.1\* Drainage systems shall be provided for engine test cells and support rooms containing flammable liquid- or combustible liquid-handling systems to reduce fire and explosion hazards.

5.2.2 Floors subject to possible spillage of flammable or combustible liquids shall be pitched a minimum of 1 percent toward the drain(s), which shall be located to minimize fuel spread and exposure to equipment.

5.2.3 Curbs, ramps, or drain trenches shall be installed to prevent the flow of flammable or combustible liquids into adjacent rooms or buildings.

5.2.4\* Drainage systems shall be designed and installed to provide a capacity that prevents a buildup of flammable or combustible liquids and water over the drain inlet under the maximum possible water discharge rate.

5.2.5\* Drain traps shall have a trap seal water head.

5.2.5.1 In test cells, the seal water head shall be greater than the expected difference between the test cell operating pressure and atmospheric pressure.

5.2.6 Drain piping and joints shall be resistant to deterioration from fuels, engine oil, and aircraft hydraulic system fluids.

5.2.7 A common or separate oil separator(s) shall be provided in drains from the engine area, the exhaust plenum area, and support rooms.

5.2.7.1 Separator systems shall discharge flammable or combustible liquid products to an approved, safely located tank, cistern, sump, or pond that is away from or cut off from the engine test facility.

5.2.7.2 In aircraft engine test facilities protected by a fire protection system utilizing water, a bypass shall be provided around the separator to allow for emergency direct disposal of water and flammable liquids to an approved location.

5.2.8 Maintenance checks and flushing shall be conducted on all drains and oil separators at least annually to ensure that they are clear of obstructions.

### 5.3 Electrical Requirements.

5.3.1 Any pits, depressions, or other below-floor-level locations of engine test cells, fuel-handling areas, and hydraulic rooms shall be classified as Class 1, Division 1 hazardous locations as defined in Article 500 of *NFPA 70*, and such classification shall extend up to floor level.

5.3.2 The engine test cell, including intake and exhaust plenums, fuel-handling areas, and hydraulic rooms, shall be classified as a Class 1, Division 2 hazardous location as defined in Article 500 of *NFPA 70*, and such classification shall extend to a level 0.46 m (18 in.) above the floor.

5.3.3\* All wiring and equipment that are installed or operated within any of the hazardous locations specified in Section 5.3 shall comply with applicable provisions of Article 501 of *NFPA 70*.

5.3.4 When wiring is located in vaults, pits, or ducts below the test cell floor, drainage shall be provided.

5.3.5 All wiring in the exhaust plenum that is not located within the hazardous location as specified in 5.3.2 shall be installed in rigid conduit.

5.3.6 All other test facility wiring that is not located within a hazardous location shall meet the requirements of Chapter 3 of *NFPA 70*.

5.3.7 All wiring not enclosed in raceways, such as harness wires connecting to the engine, shall be supported, laced, or banded to minimize wear from air velocity and vibration.

5.3.8\* A means shall be provided at the control console to shut off all electric power other than emergency circuits to the test cell in the event that the engine disintegrates or fuel leaks develop during operation.

### 5.4 Heating and Cooling.

5.4.1\* Heating and cooling systems shall be arranged to achieve all of the following:

- (1) Reduction of exposure of vital system elements to fire, explosion, and damage by metal
- (2) Elimination of the introduction of ignition sources by components of heating systems
- (3) Minimization of the passage of fire through ductwork
- (4) Elimination of pockets in which flammable vapors can accumulate

5.4.2\* Steam, hot water, or indirect warm air heating systems shall be used for general room or building heating in areas where flammable or combustible liquids or flammable gases are handled.

5.4.2.1 Where flammable or combustible liquids or heavier-than-air flammable gases are used, return openings in hot air systems shall be located a minimum of 3 m (10 ft) above the floor.

5.4.2.2 A remote control station shall be provided to shut down the warm air heating system.

5.4.3\* Cooling systems utilizing flammable refrigerants shall not be installed or used within the test cell.

5.4.4\* Where direct-fired inlet air preheaters are essential to simulate hot inlet air conditions, the following criteria shall be met:

- (1) Fuel safety controls as specified in *NFPA 86* shall be provided.
- (2) Interlocks shall be provided to prevent ignition of a direct-fired system until adequate airflow has been established within the test cell or the engine is running.

5.4.5 Direct-fired or indirect-fired heaters for heating test cell inlet air shall be designed in accordance with applicable sections of NFPA 31, NFPA 54, and NFPA 58.

#### 5.5 Ventilation.

5.5.1\* Continuous forced ventilation using fresh air at the rate of at least 0.01 m<sup>3</sup>/sec/m<sup>2</sup> (2 ft<sup>3</sup>/min/ft<sup>2</sup>) of floor area shall be provided in all support rooms handling flammable or combustible liquids.

5.5.2 Ventilation systems shall be arranged to draw heavier-than-air vapors or gases from near the floor level and discharge them to a safe location.

5.5.2.1 Where lighter-than-air gases are used, similar ventilation shall be provided but arranged to exhaust from ceiling level and with calculations based on the ceiling area.

5.5.2.2 Ventilation for lighter-than-air gases shall be designed to prevent pocketing of such gases at ceiling level.

5.5.2.3 Rotating elements of fans shall be of nonferrous or nonsparking materials, or the casing shall consist of, or be lined with, such material.

5.5.3 Where ventilation is provided, each cell or room handling flammable or combustible liquids or flammable gases shall have its own ventilation system to avoid interconnecting multiple hazards.

#### 5.6 Fuel Systems and Lubricating Oil Systems.

5.6.1 Fuel systems and lubricating oil systems shall meet the requirements of NFPA 30.

5.6.1.1 Plastic, aluminum, or cast-iron pipe, valve bodies, and fittings shall not be permitted to be used above ground in test facilities.

5.6.2\* Fuel systems shall be equipped with manually operated control valves located at strategic points both outside and inside the engine test facility so that the main fuel supplies can be shut down quickly in the event of an emergency.

5.6.3\* An emergency safety shutoff valve(s) shall be installed in the fuel supply line(s) to each test cell.

5.6.3.1 The valves shall be located outside each test cell.

5.6.3.2 The valve(s) shall close on operation of a readily accessible and placarded emergency control device.

5.6.4 Fuel lines from main fuel headers shall enter fuel handling areas and run to test cells without passing through the control room.

5.6.4.1 One of the following shall be installed in the piping system to protect the piping and equipment against overpressure due to thermal expansion of liquid in valved-off sections:

- (1) Relief valves arranged to discharge into collection tanks
- (2) Fuel return lines
- (3) Other devices

5.6.5 Glass fuel flow measuring devices shall not be used.

5.6.6 Flexible sections in the fuel and lubricating oil systems shall be suitable for the fluid and for the temperature and pressure expected.

5.6.7 Fuel and lubricant piping within the test cell shall be located so as to minimize exposure to physical damage.

#### 5.7 Compressed Air.

5.7.1 Compressed air piping systems shall conform to the requirements of ASME B31.1.

5.7.2 Materials in compressed air piping systems shall meet the following criteria:

- (1) Materials shall be rated for the conditions of pressure and temperature expected.
- (2) Materials shall be resistant to the fuels, oils, or hydraulic fluids to which they could be exposed.

5.7.3 Pipe bands and joint couplings shall be of an approved type and shall be safety wired.

#### 5.8 Hydraulic Fluids.

5.8.1\* Hydraulic systems shall be designed in accordance with ASME B31.1.

5.8.1.1 Piping and fittings shall be designed to withstand maximum surge pressures in the system.

5.8.1.2 Piping shall be securely mounted to prevent failure due to vibration or mechanical damage.

5.8.1.3 Gasket materials and seals shall be suitable for the fluid used.

5.8.2\* Properly identified, manually actuated devices that shut off the hydraulic pump drive system shall be provided in a readily accessible location so that pumps are shut off in the event of leakage, pipe or hose failure, or fire.

#### 5.9\* Instrumentation.

5.9.1 Computer rooms and electronic data processing equipment shall meet the requirements of NFPA 75 and the protection requirements specified in Chapter 4 of this standard.

5.9.2\* Signal and control wiring or tubing shall be installed to minimize exposure from fuel hazards or physical damage resulting from engine disintegration.

5.9.3 Flowmeters or sensing lines containing fuel or oil shall not be located in the control room.

### Chapter 6 Fire Protection Requirements

#### 6.1 Engine Test Facility.

6.1.1 Portable fire extinguishers shall comply with the following:

- (1) The extinguishers shall be provided throughout the engine test facility.
- (2) The extinguishers shall meet the requirements of, and be distributed in accordance with, NFPA 10.

6.1.2 Portable fire extinguishers shall not be located within the engine test cell.

6.1.3 Class B hazards shall be classified as an Extra Hazard in accordance with NFPA 10.

6.1.4 Class A hazards shall be classified as at least an Ordinary Hazard in accordance with NFPA 10.

#### 6.1.5 Hand Hose Lines.

6.1.5.1 As an alternative to the requirements of 6.1.1, hand hose lines using one or more of the following extinguishing

agents shall be permitted in place of 50 percent of the required portable fire extinguishers:

- (1) Water, meeting the requirements of NFPA 14
- (2) Carbon dioxide, meeting the requirements of Chapter 7 of NFPA 12
- (3) Foam, meeting the requirements of NFPA 11
- (4) Dry chemical, meeting the requirements of Chapter 8 of NFPA 17

6.1.5.2 Where hand hose lines are provided, each hose line station shall be located so it is easily accessible.

6.1.6 The engine test facility shall be provided with an alarm and communications system meeting the following criteria:

- (1) The system shall meet the requirements of Section 39.1 and 40.3.4 of NFPA 101.
- (2) The system shall notify personnel in the control room and engine test cell.

6.1.7\* Where provided, fire detection systems shall meet the requirements of NFPA 72.

#### Δ 6.2 Engine Test Cell. See Annex B.

Δ 6.2.1 At least one of the following fire protection systems (see Annex C) shall be provided to protect each engine test cell:

- (1) Carbon dioxide system meeting the requirements of Sections 7.1 and 7.2
- (2) Gaseous agent system meeting the requirements of Sections 7.1 and 7.3
- (3) Foam system meeting the requirements of Sections 7.1 and 7.5
- (4) Water spray system meeting the requirements of Sections 7.1 and 7.6
- (5) Water deluge system meeting the requirements of Sections 7.1 and 7.6
- (6) Automatic sprinkler system meeting the requirements of Sections 7.1 and 7.6

6.2.1.1 The systems specified in 6.2.1 shall have a manual release located within the control room.

6.2.1.2 The systems specified in 6.2.1 shall not be required to be automatically actuated.

6.2.2 Where provided, automatic actuation shall be permitted to be bypassed during engine operation, provided that the following criteria are met:

- (1) The control room is continuously attended.
- (2) Detection devices and alarms remain in service at all times.
- (3) Any permitted bypass function is electrically supervised.

6.2.3 A separate fire protection system control valve shall be provided for each engine test cell.

6.2.4 Extinguishing systems for engine test cells shall be designed to compensate for the high airflows encountered during operation and engine rundown time.

6.2.5 Where provided, time delay for system discharge shall be not less than that required for egress of personnel but shall be permitted to be extended to compensate for engine rundown time.

6.2.6 Piping, nozzles, and actuation systems shall be located to minimize the extent of physical damage in the event of engine disintegration.

#### 6.3 Control Rooms.

6.3.1 Control rooms constructed of materials that are other than noncombustible or limited combustible as defined in NFPA 220 shall be protected by an automatic sprinkler system meeting the requirements of Sections 7.1 and 7.5 of this standard.

Δ 6.3.2 Control rooms constructed of either noncombustible or limited combustible material as defined in NFPA 220 shall be provided with at least one of the following automatic fire protection systems (see Annex C):

- (1) Gaseous agent total flooding system meeting the requirements of Sections 7.1 and 7.3
- (2) Automatic sprinkler system meeting the requirements of Sections 7.1 and 7.6

Δ 6.4 Support Rooms. All support rooms shall be provided with at least one of the following automatic fire protection systems (see Annex C):

- (1) Carbon dioxide system meeting the requirements of Sections 7.1 and 7.2
- (2) Gaseous agent system meeting the requirements of Sections 7.1 and 7.3
- (3) Dry chemical system meeting the requirements of Sections 7.1 and 7.4
- (4) Foam system meeting the requirements of Sections 7.1 and 7.5
- (5) Water spray system meeting the requirements of Sections 7.1 and 7.6
- (6) Water deluge system meeting the requirements of Sections 7.1 and 7.6
- (7) Automatic sprinkler system meeting the requirements of Sections 7.1 and 7.6

### Chapter 7 Fixed Fire Protection Systems

#### 7.1 General Design Requirements.

7.1.1 Fire protection system control equipment shall be located outside of the hazard area.

7.1.2 All fire protection system control equipment shall be identified as to the hazard protected, the function performed, and the method of operation for manual controls.

7.1.3 Manual fire protection system controls shall be conveniently located and accessible at all times, including the time of fire.

#### 7.2 Carbon Dioxide Systems.

7.2.1 Carbon dioxide systems shall meet the requirements of NFPA 12.

7.2.2 A carbon dioxide system shall have a connected reserve supply that is not less than 100 percent of the primary supply arranged for immediate manual discharge.

7.2.3 The actuation of the carbon dioxide system shall cause both of the following:

- (1) Closing of the fuel valves supplying fuel to the protected area
- (2) Activation of the alarm devices to warn personnel to evacuate the protected area

7.2.4 The actuation of a total flooding system shall cause the following in addition to the requirements of 7.2.3:

- (1) Provision of time to allow personnel to egress before the extinguishing agent is discharged
- (2) Shutdown of ventilating fans and closing of doors and other openings to minimize leakage of the extinguishing agent from the protected area

7.2.5 The closing of doors shall not prevent the egress of personnel from the protected area.

### 7.3 Gaseous Agent Systems.

7.3.1\* Halon systems shall meet the requirements of NFPA 12A.

7.3.2 Clean agent systems shall meet the requirements of NFPA 2001.

7.3.3 Gaseous agent systems shall have a minimum reserve supply not less than 100 percent of the primary supply arranged for immediate manual discharge.

7.3.4 The actuation of the system shall cause both of the following:

- (1) Closing of the fuel valves supplying fuel to the protected area
- (2) Activation of the alarm devices to warn personnel to evacuate the protected area

7.3.5 The actuation of a total flooding system shall cause the following in addition to the requirements of 7.3.4:

- (1) Provision of time to allow personnel to egress before the extinguishing agent is discharged
- (2) Shutdown of ventilating fans and closing of doors and other openings to minimize leakage of the extinguishing agent from the protected area

7.3.6 The closing of doors shall not prevent the egress of personnel from the protected area.

### 7.4 Dry Chemical Systems.

7.4.1 Dry chemical systems shall meet the requirements of NFPA 17.

7.4.2 The actuation of the system shall cause all of the following:

- (1) Closing of the fuel valves supplying fuel to the protected area
- (2) Activation of the alarm devices to warn personnel to evacuate the protected area
- (3) Provision of sufficient time to allow personnel to egress before the extinguishing agent is discharged
- (4) Shutdown of ventilating fans

### 7.5 Foam, High-Expansion Foam, Foam-Water Sprinkler, and Foam-Water Spray Systems.

7.5.1 Low-expansion foam extinguishing systems shall meet the requirements of NFPA 11.

7.5.2 High-expansion foam systems shall meet the requirements of NFPA 11.

7.5.3 Foam-water sprinkler systems and foam-water spray systems shall meet the requirements of NFPA 11.

7.5.4 The actuation of a foam, high-expansion foam, foam-water sprinkler, or foam-water spray system shall cause all of the following:

- (1) Closing of fuel valves supplying fuel to the protected area
- (2) Activation of alarm devices to warn personnel to evacuate the protected area
- (3) Provision of time to allow personnel to egress before the extinguishing agent is discharged
- (4) Shutdown of ventilating fans and automatic closing of doors

7.5.5 In engine test cells only, the total discharge rate shall be calculated based on the required density over the total floor area.

7.5.6 In engine test cells only, discharge devices shall be arranged to provide coverage of the hazard area.

7.5.6.1 Discharge devices located at the ceiling shall provide complete coverage over the floor area.

7.5.6.2 Directional discharge devices shall project the foam onto the thrust stand regardless of the discharge device location.

### 7.6 Water Spray Systems, Water Deluge Systems, and Automatic Sprinkler Systems.

7.6.1 Water spray systems shall meet the requirements of NFPA 15.

7.6.2 Water deluge systems and other automatic sprinkler systems shall meet the requirements of NFPA 13.

7.6.3\* In engine test cells, the minimum design discharge density shall be 0.34 L/sec/m<sup>2</sup> (0.50 gpm/ft<sup>2</sup>) of protected area.

7.6.4 In engine test cells, water supplies shall be capable of meeting the largest demand at the design rate plus hose stream demand for a period of 30 minutes.

7.6.4.1 Hose stream demand shall be a minimum of 16 L/sec (250 gpm).

7.6.4.2 The hydraulic calculation and the water supply shall be based on the assumption that all sprinklers in the test cell are operating simultaneously.

## Chapter 8 Employee Organization for Fire Safety

### 8.1 General.

8.1.1 All personnel engaged in aircraft engine testing operations and all other persons regularly employed and working around engine test facilities shall be instructed in fire prevention practices as part of their regular training.

8.1.2 The regular training shall include the following:

- (1) Operation of all portable fire extinguishers in the area in which personnel work
- (2) Operation of all hose line systems in the area in which personnel work

8.1.3 Select personnel on each operational shift shall be trained as follows:

- (1) Personnel shall be trained in the operation of the fixed fire protection systems provided in the test facility.



- (2) The training shall be accompanied by a comprehensive explanation of all features of the systems and the area they protect.

8.1.4 Responsibility for fire protection equipment, inspection, and maintenance shall be assigned to key personnel.

### Annex A Explanatory Material

*Annex A is not a part of the requirements of this NFPA document but is included for informational purposes only. This annex contains explanatory material, numbered to correspond with the applicable text paragraphs.*

**Δ A.3.2.1 Approved.** The National Fire Protection Association does not approve, inspect, or certify any installations, procedures, equipment, or materials nor does it approve or designate testing laboratories. In determining the acceptability of installations or procedures, equipment, or materials, the "authority having jurisdiction" may base acceptance on compliance with NFPA or other appropriate standards. In the absence of such standards, said authority may require evidence of proper installation, procedure, or use. The "authority having jurisdiction" may also refer to the listings or labeling practices of an organization that is concerned with product evaluations and is thus in a position to determine compliance with appropriate standards for the current production of listed items.

**A.3.2.2 Authority Having Jurisdiction (AHJ).** The phrase "authority having jurisdiction," or its acronym AHJ, is used in NFPA standards in a broad manner because jurisdictions and approval agencies vary, as do their responsibilities. Where public safety is primary, the authority having jurisdiction may be a federal, state, local, or other regional department or individual such as a fire chief; fire marshal; chief of a fire prevention bureau, labor department, or health department; building official; electrical inspector; or others having statutory authority. For insurance purposes, an insurance inspection department, rating bureau, or other insurance company representative may be the authority having jurisdiction. In many circumstances, the property owner or his or her designated agent assumes the role of the authority having jurisdiction; at government installations, the commanding officer or departmental official may be the authority having jurisdiction.

**A.3.2.3 Listed.** The means for identifying listed equipment may vary for each organization concerned with product evaluation; some organizations do not recognize equipment as listed unless it is also labeled. The authority having jurisdiction should utilize the system employed by the listing organization to identify a listed product.

**A.4.1.4 Analysis** should include, but not be limited to, the following:

- (1) Type of testing to be done (e.g., production, endurance, development/research)
- (2) Characteristics of the fuel (e.g., flash point, vapor density, autoignition temperature)
- (3) Amount of airflow and whether it is ducted to the engine
- (4) Presence of continuous ventilation
- (5) Fuel quantity in relation to volume of the enclosure
- (6) Maximum fuel pressure, temperature, flow, and delivery system
- (7) Life safety considerations

Test cells can be subject to an explosion hazard because of the presence of flammable vapors and the confinement of

them within the test cell. The potential damage from an explosion depends on numerous factors, including the following:

- (1) Designed pressure resistance of the structure
- (2) Amount of area utilized for inlet and exhaust
- (3) Amount of explosion venting provided
- (4) Amount of continuous ventilation provided
- (5) Presence of explosion suppression equipment

Explosion venting, continuous ventilation, and/or explosion suppression should be considered in the design of test cells. The planned use of the cell, the supporting equipment, the type of construction, and the configuration of the cell are some of the factors to be considered. (See A.5.5.1.) The net unobstructed area of engine test cell inlet and exhaust passages can be included in the venting area. Explosion venting could be effected in the cells proper by the use of lightweight roof or wall panels or outward opening doors equipped with resisting devices to prevent the venting device from being projected, with chance of injury to personnel or damage to equipment in the event of operation. Guidance for explosion venting is provided in NFPA 68. Where the specific design or configuration of a test facility does not allow the use of explosion venting, or allows very minimal explosion venting, consideration should be given to the protection of the structure or specialized equipment by the use of explosion suppression systems. Requirements for explosion suppression systems are provided in NFPA 69.

**A.4.2 Test cell walls** should not form common walls with main manufacturing buildings. Test cells should be located to minimize the exposure from openings such as doors, windows, inlet and exhaust stacks, ventilating ducts, explosion vents, or exhaust pipes to the following:

- (1) Combustible construction or unprotected openings at the same or higher elevation
- (2) Utilities such as transformers, overhead transmission lines, overhead service piping, and cooling towers

Where test cells are of light construction, important exposed buildings and utilities should be shielded from the possible disintegration of aircraft engines.

Other walls, ceilings, and floor assemblies comprising the engine test facility should be of fire-resistive, protected noncombustible, or noncombustible construction. The type of construction utilized in test buildings is determined to an extent by a building's proximity to main buildings or vital utilities.

**A.5.1.1 Parts or foreign objects** (e.g., tools, lockwire, nuts, bolts, washers, stones) in front of a turbine engine or in other locations where they might be ingested into an engine are likely to cause damage to the engine or to a critical system and cause a fire. Test cell operating procedures should therefore include a thorough inspection of the test cell and engine before engine starting to check for safety of parts and to eliminate foreign objects.

**A.5.2.1 Test cells and support rooms** not containing flammable liquid- or combustible liquid-handling systems could also require drainage systems to effectively dispose of water used for engine washing, exhaust gas cooling system malfunctions, rainwater, and water discharged from fire protection systems. Test cell floor drains should be located, where possible, downwind of probable fuel spill locations to minimize the pounding effect

of high test cell air velocity. Requirements of federal, state, and local environmental agencies should be consulted.

**A.5.2.4** Where deluge sprinkler systems are installed, the capacity of the drainage system can be determined by increasing the sprinkler design rate by an appropriate correction for maximum main pressure. Exhaust gas cooling water rates do not need to be included in the determination of peak drainage if an adequate emergency shutoff system or separate drainage system is provided.

**A.5.2.5** All drain traps should be provided with an automatic reseal system.

**A.5.3.3** It is common practice to locate limit switches for elevating work platforms below the floor level. An accidental shorting or grounding of these circuits should not allow the elevator to move or overrun, which could result in damage to engine fuel lines and in ensuing fire.

**A.5.3.8** The failure of electric power supply to a test cell might deprive the operator of control of the engine, resulting in possible engine damage and ensuing fire. Battery power or other means should be provided to properly operate the engine during such failures.

**A.5.4.1** Heating and cooling systems used in conjunction with engine test facilities require careful design and installation because of the magnitude of the hazards, the complexity of the operations, and the operational importance of the facility.

**A.5.4.2** Surface temperatures of exposed heating elements should not equal or exceed the minimum autoignition temperature of the most hazardous flammable liquid or gas used.

**A.5.4.3** Direct cooling systems should be used, rather than systems that utilize extensive ductwork that penetrates cell walls.

**A.5.4.4** Test cell inlet preheaters used to simulate hot inlet air conditions should use steam or a liquid heat exchange medium. Auxiliary fans to allow pre- and post-operation purging prior to lightoff and after running might be needed. Four complete cell air changes should be made before purging is considered complete. Preheaters utilizing gaseous fuel should have continuous gas detectors sampling all areas subject to flammable vapor accumulation. Gas detection systems should be interlocked to shut off gas and sound an alarm at 25 percent of the lower flammable limit.

**A.5.5.1** Forced air ventilation at the rate of 0.005 m<sup>3</sup>/sec/m<sup>2</sup> (1 ft<sup>3</sup>/min/ft<sup>2</sup>) of floor area should be provided in engine test areas when engines are not running.

**A.5.6.2** An additional fuel shutoff valve should be located before any flexible connection to the engine to isolate fuel inside the test cell if the quantity contained between the test cell wall and the engine is significant.

**A.5.6.3** Consideration should be given to the automatic operation of the emergency fuel safety shutoff valve by one or more of the following methods:

- (1) Operation of the fire protection system
- (2) Actuation of heat sensing devices
- (3) Excess fuel flow

**A.5.8.1** Many hydraulic systems utilize combustible oil under high pressure to transmit power or motion. The use of combustible hydraulic oils presents a potential fire and explosion

hazard. Atomization of such fluids greatly increases the ease of ignition.

Use of hydraulic fluids with low fire hazard potential is encouraged. Such fluids include water-glycol, halogenated-hydrocarbon, phosphate-ester, and water-oil emulsion types. When converting from one hydraulic fluid to another, the entire hydraulic system should be thoroughly cleaned, and seals, packings, valves, or pumps should be changed to prevent leakage. Equipment and OEM manufacturers should be consulted for proper conversion procedures in these non-engine-related hydraulic systems.

The use of flexible connectors and hoses should be avoided.

**A.5.8.2** The hydraulic line should also be shut off by these devices to minimize fluid leakage.

**A.5.9** Instrumentation is an essential part of every engine testing facility and can include flowmeters, pressure and temperature sensors, indicators, gauges, transducers, thrust and position indicators, vibration monitors, and so forth.

**A.5.9.2** Control instrumentation should be arranged so that its failure will not introduce a hazard. Where combustible pneumatic tubing is grouped in cable trays or troughs, additional fire protection might be needed to prevent extensive damage to the tubing system.

**A.6.1.7** When a fire detection system is installed to sound an alarm or actuate a fire extinguishing system, the detection system design should consider airflows, engine location, heat sources from the engine, and whether the engine is being continuously observed. In test facilities where airflow velocities in excess of 7.6 m/sec (25 ft/sec) are expected, optical detection should be used.

**Δ A.7.3.1** Halon 1211 and Halon 1301 are included in the *Montreal Protocol on Substances that Deplete the Ozone Layer—Final Act*, signed September 16, 1987. The 1992 amendments to the protocol call for a worldwide cessation of production of Halon 1211 and Halon 1301.

**A.7.6.3** Because of the nature of the test cell fire potential, deluge systems are considered more appropriate than automatic sprinklers due to their speed of operation and simultaneous discharge of all nozzles; however, automatic sprinklers can be used as follows:

- (1) In small cells [56 m<sup>2</sup> (600 ft<sup>2</sup>) or less] where it is likely that all sprinklers would fuse at the same time
- (2) As a backup to a manual water spray or other manual system

## Annex B Supplementary Fire Protection Systems

*This annex is not a part of the requirements of this NFPA document but is included for informational purposes only.*

**B.1 General.** Where supplementary fire protection systems are provided for engine protection in addition to the required engine test cell fire protection, they should be designed and installed in an approved manner. The more common supplementary systems used for engine protection are outlined in B.1.1 and B.1.2.

**B.1.1 Carbon Dioxide Spurt System.** A carbon dioxide spurt system is usually a manually actuated fixed-pipe system designed to locally apply carbon dioxide to an engine on an

intermittent basis or continuously. A spurt system can have its own agent supply or can be supplied from a total flooding or local application carbon dioxide system. Such a system is intended to provide a means for quick knockdown of fires in or around the engine while the engine is operating. There are usually no interlocks to shut down fuel flows, alarms, and so forth.

**B.1.1.1** Pippings and fittings should conform to the applicable provisions of NFPA 12.

**B.1.1.2** The primary supply and connected reserve supply should each be designed to provide a continuous discharge for a minimum of 3 minutes.

**B.1.2 Steam Fire Protection Systems.** Steam extinguishes a fire in a manner similar to inert gases. To maintain steam in its true form at normal atmospheric temperatures and pressures and prevent it from condensing to water vapor, very large quantities should be discharged at one time.

**B.1.2.1** The need to discharge steam in such large quantities makes its use impractical for total flooding of a large test cell. It can be effective for engine fires when discharged within an enclosing cowl, when injected into cavities within the engine, or when injected into the main inlet air stream or the tailpipe of an engine.

**B.1.2.2** Such factors as boiler maintenance, standby boilers, boiler fuel availability, normal peak steam demand, boiler feed-water availability, and availability of alternative emergency fire protection services should be considered in analyzing steam source requirements or suitability. Guidelines are offered in B.1.2.2.1 through B.1.2.2.7.

**B.1.2.2.1** Steam can be used as an effective supplementary system for engine protection, provided that steam is available in sufficient quantities whenever the test cell is in operation.

**B.1.2.2.2** Piping for the distribution of steam from the source to the point of use should follow ASME B31.1, as applicable.

**B.1.2.2.3** The steam flow rate should be sufficient to achieve a ratio of steam volume to total protected volume of 50 percent within 30 seconds. The steam supply should be capable of maintaining the concentration until the fire has been extinguished. Steam discharge to atmosphere of not less than 15 psi (103 kPa) can be approximated by the following formula:

[B.1.2.2.3]

$$W = 0.7A(P + 15)$$

where:

- $W$  = pounds of steam per minute
- 0.7 = constant including an orifice coefficient
- $A$  = orifice area (in.<sup>2</sup>)
- $P$  = gauge pressure at outlet (psi)

**B.1.2.2.4** For more precise determination of required orifice size, or when upstream and downstream pressure conditions differ from those specified in B.1.2.2.3, a standard textbook on steam flow control should be consulted.

**B.1.2.2.5** The system should not be automatically actuated. Personnel hazards should be considered prior to manual actuation.

**B.1.2.2.6** Steam condensate traps and lines should be provided to bleed off liquid and allow only vapor to be directed to the protected area.

**B.1.2.2.7** The steam system should be inspected and tested at least semiannually.

### Annex C Agent Selection

*This annex is not a part of the requirements of this NFPA document but is included for informational purposes only.*

**C.1 General.** Each agent has its advantages and disadvantages, and the choice of agent or combination of agents should be made only after careful consideration of the objective of the protection and the conditions of each individual installation. Factors pertinent to each agent are outlined in C.1.1 through C.1.5.

#### C.1.1 Water.

**C.1.1.1** Water, particularly in spray form, is an effective agent in controlling or extinguishing kerosene-grade (e.g., JET A or A-1; JP-5 or JP-8) jet fuel fires. Water is not an effective extinguishing agent for fuels containing gasoline (e.g., JET B; JP-4). The principal advantage of water is its superior cooling capacity. Other advantages are adequate supply for continuous discharge over long periods, ease of piping, and low cost.

**C.1.1.2** The disadvantages of water include drainage requirements and possible water damage to the test engine, electrical devices, wiring, and instrumentation. Deluge systems are considered more appropriate than closed head automatic sprinklers due to their speed of operation and simultaneous discharge from all nozzles. Automatic sprinklers can be effectively used in small test cells [56 m<sup>2</sup> (600 ft<sup>2</sup>) or less] where it is likely that all sprinklers would fuse at the same time or as a backup to a manual water spray or other manual system.

#### C.1.2 Carbon Dioxide.

**C.1.2.1** Carbon dioxide is an effective extinguishing agent for flammable liquid fires when applied in sufficient concentration. Its principal advantage is lack of agent damage. Other advantages are that cleanup is not necessary and the cost for recharging the system is relatively low.

**C.1.2.2** The disadvantages of carbon dioxide include the need to evacuate personnel from a protected area, limited supply of agent, potential leakage of agent from a protected space, and lack of significant cooling effect.

#### C.1.3 Foam.

**C.1.3.1** Foam is an effective extinguishing agent for all aviation fuels. It is most useful for fires involving large spills. Other advantages are its ability to cover large fuel spills before they become ignited and its insulating qualities.

**C.1.3.2** The disadvantages of foam include lack of effectiveness on three-dimensional fires (e.g., fuel flowing from an elevated source), cost of agent, and need for cleanup. Foam systems are not effective on fires involving flammable gases.

#### C.1.4 Dry Chemical.

**C.1.4.1** Dry chemical extinguishing agents are effective for flammable liquid and gaseous fires. They have rapid knock-down and extinguishing capability.



C.1.4.2 Dry chemical extinguishing agents are not considered desirable for test cell coverage due to extensive cleanup required and potential damage to electrical contacts and engine parts.

C.1.5 **Gaseous Agents.** Gaseous agents can be used for extinguishing fuel spill fires and engine fires. They have the ability to extinguish or suppress fires in surface-burning Class A materials and extinguish Class B fires and are safe to use on Class C (electrical) fires. The compatibility of the agents with engine parts should be investigated, because the decomposition products could be corrosive.

#### Annex D Informational References

**D.1 Referenced Publications.** The documents or portions thereof listed in this annex are referenced within the informational sections of this standard and are not part of the requirements of this document unless also listed in Chapter 2 for other reasons.

**D.1.1 NFPA Publications.** National Fire Protection Association, 1 Batterymarch Park, Quincy, MA 02169-7471.

NFPA 12, *Standard on Carbon Dioxide Extinguishing Systems*, 2022 edition.

NFPA 68, *Standard on Explosion Protection by Deflagration Venting*, 2018 edition.

NFPA 69, *Standard on Explosion Prevention Systems*, 2019 edition.

#### D.1.2 Other Publications.

Δ **D.1.2.1 ASME Publications.** American Society of Mechanical Engineers, Two Park Avenue, New York, NY 10016-5990.

ASME B31.1, *Power Piping, ASME Code for Pressure Piping*, 2020.

**D.1.2.2 UN Publications.** United Nations Publications, Customer Service, P.O. Box 960, Herndon, VA 20172.

United Nations Environment Programme, *Montreal Protocol on Substances that Deplete the Ozone Layer — Final Act*, 1987.

#### D.2 Informational References. (Reserved)

**D.3 References for Extracts in Informational Sections. (Reserved)**

## Index

Copyright © 2021 National Fire Protection Association. All Rights Reserved.

The copyright in this index is separate and distinct from the copyright in the document that it indexes. The licensing provisions set forth for the document are not applicable to this index. This index may not be reproduced in whole or in part by any means without the express written permission of NFPA.

- A-**
- Administration**, Chap. 1
    - Purpose, 1.2
    - Scope, 1.1
  - Agent Selection**, Annex C
    - General, C.1
      - Carbon Dioxide, C.1.2
      - Dry Chemical, C.1.4
      - Foam, C.1.3
      - Gaseous Agents, C.1.5
      - Water, C.1.1
  - Approved**
    - Definition, 3.2.1, A.3.2.1
  - Authority Having Jurisdiction (AHJ)**
    - Definition, 3.2.2, A.3.2.2
- C-**
- Construction and Internal Subdivisions**, Chap. 4
    - Construction of Aircraft Engine Test Facilities, 4.1
      - Belowgrade Limitations, 4.1.3
    - Internal Subdivisions of Aircraft Engine Test Facilities, 4.2, A.4.2
  - Control Room**
    - Definition, 3.3.1
- D-**
- Definitions**, Chap. 3
  - Detection System**
    - Definition, 3.3.2
- E-**
- Employee Organization for Fire Safety**, Chap. 8
    - General, 8.1
  - Engine Rundown Time**
    - Definition, 3.3.3
  - Engine Test Cell**
    - Definition, 3.3.4
  - Engine Test Facility**
    - Definition, 3.3.5
  - Engine Test Stand**
    - Definition, 3.3.6
  - Explanatory Material**, Annex A
- F-**
- Fire Protection Requirements**, Chap. 6
    - Control Rooms, 6.3
    - Engine Test Cell, 6.2
    - Engine Test Facility, 6.1
      - Hand Hose Lines, 6.1.5
      - Support Rooms, 6.4
  - Fixed Fire Protection Systems**, Chap. 7
    - Carbon Dioxide Systems, 7.2
    - Dry Chemical Systems, 7.4
    - Foam, High-Expansion Foam, Foam-Water Sprinkler, and Foam-Water Spray Systems, 7.5
    - Gaseous Agent Systems, 7.3
    - General Design Requirements, 7.1
    - Water Spray Systems, Water Deluge Systems, and Automatic Sprinkler Systems, 7.6
- I-**
- Informational References**, Annex D
- L-**
- Listed**
    - Definition, 3.2.3, A.3.2.3
- R-**
- Referenced Publications**, Chap. 2
  - Room**
    - Control Room
      - Definition, 3.3.7.1
    - Definition, 3.3.7
    - Support Room
      - Definition, 3.3.7.2
- S-**
- Service and Utilities**, Chap. 5
    - Compressed Air, 5.7
    - Drainage Systems, 5.2
    - Electrical Requirements, 5.3
    - Fuel Systems and Lubricating Oil Systems, 5.6
    - General Safeguards, 5.1
    - Heating and Cooling, 5.4
    - Hydraulic Fluids, 5.8
    - Instrumentation, 5.9, A.5.9
    - Ventilation, 5.5
  - Shall**
    - Definition, 3.2.4
  - Should**
    - Definition, 3.2.5
  - Standard**
    - Definition, 3.2.6
  - Supplementary Fire Protection Systems**, Annex B
    - General, B.1
      - Carbon Dioxide Spurt System, B.1.1
      - Steam Fire Protection Systems, B.1.2

## Sequence of Events for the Standards Development Process

Once the current edition is published, a Standard is opened for Public Input.

### Step 1 – Input Stage

- Input accepted from the public or other committees for consideration to develop the First Draft
- Technical Committee holds First Draft Meeting to revise Standard (23 weeks); Technical Committee(s) with Correlating Committee (10 weeks)
- Technical Committee ballots on First Draft (12 weeks); Technical Committee(s) with Correlating Committee (11 weeks)
- Correlating Committee First Draft Meeting (9 weeks)
- Correlating Committee ballots on First Draft (5 weeks)
- First Draft Report posted on the document information page

### Step 2 – Comment Stage

- Public Comments accepted on First Draft (10 weeks) following posting of First Draft Report
- If Standard does not receive Public Comments and the Technical Committee chooses not to hold a Second Draft meeting, the Standard becomes a Consent Standard and is sent directly to the Standards Council for issuance (see Step 4) or
- Technical Committee holds Second Draft Meeting (21 weeks); Technical Committee(s) with Correlating Committee (7 weeks)
- Technical Committee ballots on Second Draft (11 weeks); Technical Committee(s) with Correlating Committee (10 weeks)
- Correlating Committee Second Draft Meeting (9 weeks)
- Correlating Committee ballots on Second Draft (8 weeks)
- Second Draft Report posted on the document information page

### Step 3 – NFPA Technical Meeting

- Notice of Intent to Make a Motion (NITMAM) accepted (5 weeks) following the posting of Second Draft Report
- NITMAMs are reviewed and valid motions are certified by the Motions Committee for presentation at the NFPA Technical Meeting
- NFPA membership meets each June at the NFPA Technical Meeting to act on Standards with “Certified Amending Motions” (certified NITMAMs)
- Committee(s) vote on any successful amendments to the Technical Committee Reports made by the NFPA membership at the NFPA Technical Meeting

### Step 4 – Council Appeals and Issuance of Standard

- Notification of intent to file an appeal to the Standards Council on Technical Meeting action must be filed within 20 days of the NFPA Technical Meeting
- Standards Council decides, based on all evidence, whether to issue the standard or to take other action

#### Notes:

1. Time periods are approximate; refer to published schedules for actual dates.
2. Annual revision cycle documents with certified amending motions take approximately 101 weeks to complete.
3. Fall revision cycle documents receiving certified amending motions take approximately 141 weeks to complete.

## Committee Membership Classifications<sup>1,2,3,4</sup>

The following classifications apply to Committee members and represent their principal interest in the activity of the Committee.

1. M *Manufacturer*: A representative of a maker or marketer of a product, assembly, system, or portion thereof, that is affected by the standard.
2. U *User*: A representative of an entity that is subject to the provisions of the standard or that voluntarily uses the standard.
3. IM *Installer/Maintainer*: A representative of an entity that is in the business of installing or maintaining a product, assembly, or system affected by the standard.
4. L *Labor*: A labor representative or employee concerned with safety in the workplace.
5. RT *Applied Research/Testing Laboratory*: A representative of an independent testing laboratory or independent applied research organization that promulgates and/or enforces standards.
6. E *Enforcing Authority*: A representative of an agency or an organization that promulgates and/or enforces standards.
7. I *Insurance*: A representative of an insurance company, broker, agent, bureau, or inspection agency.
8. C *Consumer*: A person who is or represents the ultimate purchaser of a product, system, or service affected by the standard, but who is not included in (2).
9. SE *Special Expert*: A person not representing (1) through (8) and who has special expertise in the scope of the standard or portion thereof.

NOTE 1: “Standard” connotes code, standard, recommended practice, or guide.

NOTE 2: A representative includes an employee.

NOTE 3: While these classifications will be used by the Standards Council to achieve a balance for Technical Committees, the Standards Council may determine that new classifications of member or unique interests need representation in order to foster the best possible Committee deliberations on any project. In this connection, the Standards Council may make such appointments as it deems appropriate in the public interest, such as the classification of “Utilities” in the National Electrical Code Committee.

NOTE 4: Representatives of subsidiaries of any group are generally considered to have the same classification as the parent organization.

## ***Submitting Public Input / Public Comment Through the Online Submission System***

Following publication of the current edition of an NFPA standard, the development of the next edition begins and the standard is open for Public Input.

### **Submit a Public Input**

NFPA accepts Public Input on documents through our online submission system at [www.nfpa.org](http://www.nfpa.org). To use the online submission system:








- Choose a document from the List of NFPA codes & standards, filtered by Development Stage for “codes accepting public input.”
- Once you are on the document page, select the “Next Edition” tab.
- Choose the link “The next edition of this standard is now open for Public Input.” You will be asked to sign in or create a free online account with NFPA before using this system.
- Follow the online instructions to submit your Public Input (see [www.nfpa.org/publicinput](http://www.nfpa.org/publicinput) for detailed instructions).
- Once a Public Input is saved or submitted in the system, it can be located on the “My Profile” page by selecting the “My Public Inputs/Comments/NITMAMs” section.

### **Submit a Public Comment**

Once the First Draft Report becomes available there is a Public Comment period. Any objections or further related changes to the content of the First Draft must be submitted at the Comment Stage. To submit a Public Comment follow the same steps as previously explained for the submission of Public Input.

### **Other Resources Available on the Document Information Pages**

**Header:** View document title and scope, access to our codes and standards or NFCSS subscription, and sign up to receive email alerts.

 Current & Prior Editions	Research current and previous edition information.
 Next Edition	Follow the committee’s progress in the processing of a standard in its next revision cycle.
 Technical Committee	View current committee rosters or apply to a committee.
 Ask a Technical Question	For members, officials, and AHJs to submit standards questions to NFPA staff. Our Technical Questions Service provides a convenient way to receive timely and consistent technical assistance when you need to know more about NFPA standards relevant to your work.
 News	Provides links to available articles and research and statistical reports related to our standards.
 Purchase Products & Training	Discover and purchase the latest products and training.
 Related Products	View related publications, training, and other resources available for purchase.

## ***Information on the NFPA Standards Development Process***

**I. Applicable Regulations.** The primary rules governing the processing of NFPA standards (codes, standards, recommended practices, and guides) are the NFPA *Regulations Governing the Development of NFPA Standards (Regs)*. Other applicable rules include NFPA *Bylaws*, NFPA *Technical Meeting Convention Rules*, NFPA *Guide for the Conduct of Participants in the NFPA Standards Development Process*, and the NFPA *Regulations Governing Petitions to the Board of Directors from Decisions of the Standards Council*. Most of these rules and regulations are contained in the *NFPA Standards Directory*. For copies of the *Directory*, contact Codes and Standards Administration at NFPA headquarters; all these documents are also available on the NFPA website at “[www.nfpa.org/regs](http://www.nfpa.org/regs).”

The following is general information on the NFPA process. All participants, however, should refer to the actual rules and regulations for a full understanding of this process and for the criteria that govern participation.

**II. Technical Committee Report.** The Technical Committee Report is defined as “the report of the responsible Committee(s), in accordance with the Regulations, in preparation of a new or revised NFPA Standard.” The Technical Committee Report is in two parts and consists of the First Draft Report and the Second Draft Report. (See *Regs* at Section 1.4.)

**III. Step 1: First Draft Report.** The First Draft Report is defined as “Part one of the Technical Committee Report, which documents the Input Stage.” The First Draft Report consists of the First Draft, Public Input, Committee Input, Committee and Correlating Committee Statements, Correlating Notes, and Ballot Statements. (See *Regs* at 4.2.5.2 and Section 4.3.) Any objection to an action in the First Draft Report must be raised through the filing of an appropriate Comment for consideration in the Second Draft Report; the objection will be considered resolved. [See *Regs* at 4.3.1 (b).]

**IV. Step 2: Second Draft Report.** The Second Draft Report is defined as “Part two of the Technical Committee Report, which documents the Comment Stage.” The Second Draft Report consists of the Second Draft, Public Comments with corresponding Committee Actions and Committee Statements, Correlating Notes and their respective Committee Statements, Committee Comments, Correlating Revisions, and Ballot Statements. (See *Regs* at 4.2.5.2 and Section 4.4.) The First Draft Report and the Second Draft Report together constitute the Technical Committee Report. Any outstanding objection following the Second Draft Report must be raised through an appropriate Amending Motion at the NFPA Technical Meeting or the objection will be considered resolved. [See *Regs* at 4.4.1 (b).]

**V. Step 3a: Action at NFPA Technical Meeting.** Following the publication of the Second Draft Report, there is a period during which those wishing to make proper Amending Motions on the Technical Committee Reports must signal their intention by submitting a Notice of Intent to Make a Motion (NITMAM). (See *Regs* at 4.5.2.) Standards that receive notice of proper Amending Motions (Certified Amending Motions) will be presented for action at the annual June NFPA Technical Meeting. At the meeting, the NFPA membership can consider and act on these Certified Amending Motions as well as Follow-up Amending Motions, that is, motions that become necessary as a result of a previous successful Amending Motion. (See 4.5.3.2 through 4.5.3.6 and Table 1, Columns 1-3 of *Regs* for a summary of the available Amending Motions and who may make them.) Any outstanding objection following action at an NFPA Technical Meeting (and any further Technical Committee consideration following successful Amending Motions, see *Regs* at 4.5.3.7 through 4.6.5) must be raised through an appeal to the Standards Council or it will be considered to be resolved.

**VI. Step 3b: Documents Forwarded Directly to the Council.** Where no NITMAM is received and certified in accordance with the *Technical Meeting Convention Rules*, the standard is forwarded directly to the Standards Council for action on issuance. Objections are deemed to be resolved for these documents. (See *Regs* at 4.5.2.5.)

**VII. Step 4a: Council Appeals.** Anyone can appeal to the Standards Council concerning procedural or substantive matters related to the development, content, or issuance of any document of the NFPA or on matters within the purview of the authority of the Council, as established by the *Bylaws* and as determined by the Board of Directors. Such appeals must be in written form and filed with the Secretary of the Standards Council (see *Regs* at Section 1.6). Time constraints for filing an appeal must be in accordance with 1.6.2 of the *Regs*. Objections are deemed to be resolved if not pursued at this level.

**VIII. Step 4b: Document Issuance.** The Standards Council is the issuer of all documents (see Article 8 of *Bylaws*). The Council acts on the issuance of a document presented for action at an NFPA Technical Meeting within 75 days from the date of the recommendation from the NFPA Technical Meeting, unless this period is extended by the Council (see *Regs* at 4.7.2). For documents forwarded directly to the Standards Council, the Council acts on the issuance of the document at its next scheduled meeting, or at such other meeting as the Council may determine (see *Regs* at 4.5.2.5 and 4.7.4).

**IX. Petitions to the Board of Directors.** The Standards Council has been delegated the responsibility for the administration of the codes and standards development process and the issuance of documents. However, where extraordinary circumstances requiring the intervention of the Board of Directors exist, the Board of Directors may take any action necessary to fulfill its obligations to preserve the integrity of the codes and standards development process and to protect the interests of the NFPA. The rules for petitioning the Board of Directors can be found in the *Regulations Governing Petitions to the Board of Directors from Decisions of the Standards Council* and in Section 1.7 of the *Regs*.

**X. For More Information.** The program for the NFPA Technical Meeting (as well as the NFPA website as information becomes available) should be consulted for the date on which each report scheduled for consideration at the meeting will be presented. To view the First Draft Report and Second Draft Report as well as information on NFPA rules and for up-to-date information on schedules and deadlines for processing NFPA documents, check the NFPA website ([www.nfpa.org/docinfo](http://www.nfpa.org/docinfo)) or contact NFPA Codes & Standards Administration at (617) 984-7246.